



BENCHMARK SES LTD

contact@benchmarkses.com

07950955727

WWW.BENCHMARKSES.COM

12 ELM ROAD SW4 9EX

Movement Monitoring Report

Date of Survey: 31/03/2026

REPORT CONTENTS

Project Overview

Details such as current project status, last surveyed, trigger limits and additional information.

Section Overview

List of all the project sections with details such as section status, target count. Shows any targets breaching trigger limits.

Section Details

Shows current status, target position graphically, target data table. Charted movement over length of project.

Target Details

Details of targets showing scatter plots of movement from base and trend charts of movement over time.

Full Dataset

All data recorded for the project, split by section and RAG rated. Movement from base, movement from previous and readings.



Report Powered By Culfin Data Solutions

www.movementmonitoring.culfin.org

PROJECT OVERVIEW

PROJECT SUMMARY

12 ELM ROAD SW4 9EX was surveyed on 31/03/2026. There are 1 section(s) with 6 live target(s). All targets on all sections are within the permitted trigger limits.

STATUS

NORMAL

FREQUENCY

INSTRUMENTATION

PROJECT TRIGGER LIMITS

	Easting	Northing	Level
ALERT	$\geq 0.008\text{m}$	$\geq 0.008\text{m}$	$\geq 0.008\text{m}$
WARNING	$\geq 0.005\text{m}$	$\geq 0.005\text{m}$	$\geq 0.005\text{m}$
NORMAL	$< 0.005\text{m}$	$< 0.005\text{m}$	$< 0.005\text{m}$

SECTIONS OVERVIEW

Section Name	Last Survey Date	Live Targets	ALERT (count & targets)	WARNING (count & targets)	SECTION STATUS
MONITORING	31/03/2026	6	None	None	NORMAL

MONITORING

CURRENT STATUS

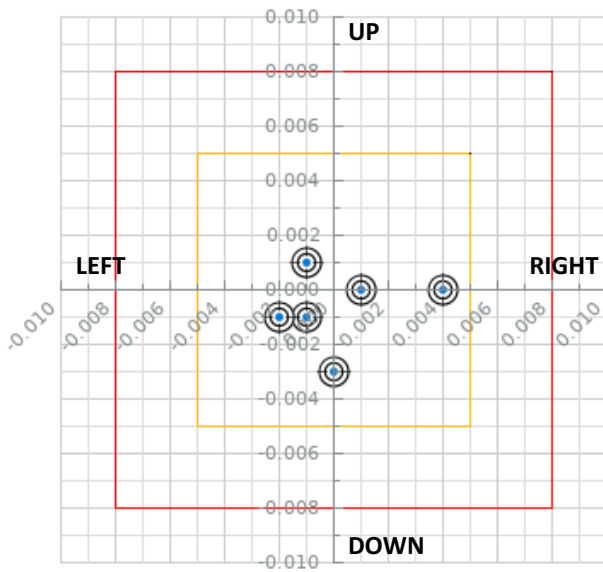
SECTION SUMMARY

This section was surveyed on 31/03/2026. There are 6 live targets. All targets are within the permitted trigger limits.

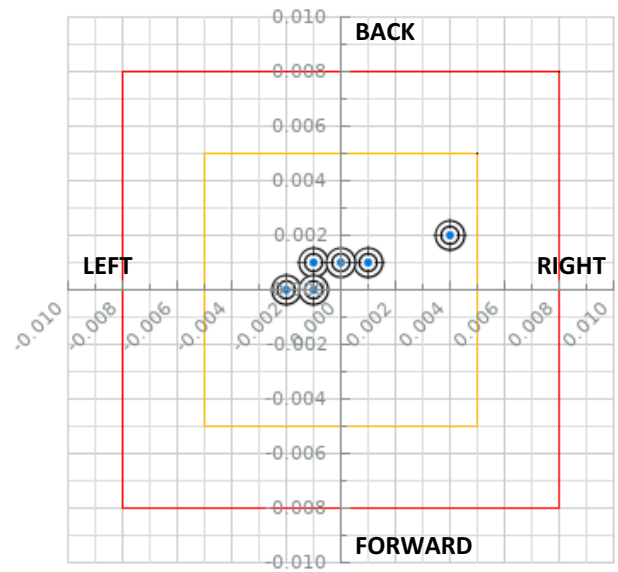
STATUS

NORMAL

ELEVATION VIEW



PLAN VIEW



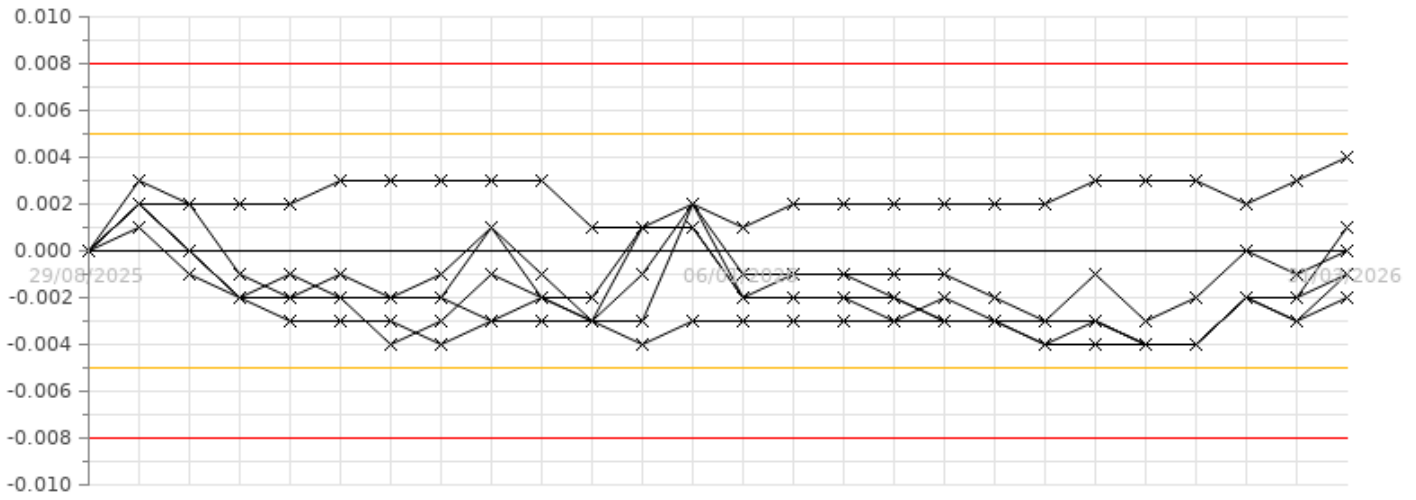
TARGET DATA

Target	Readings			Movement From Base (m)			Movement From Previous (m)		
	E	N	Z	E	N	Z	E	N	Z
1	100.046	500.010	12.403	0.004	0.002	0.000	0.001	0.000	0.001
2	105.972	500.008	12.359	-0.001	0.001	-0.001	0.002	0.000	0.000
3	110.338	499.993	12.268	0.001	0.001	0.000	0.003	0.000	0.001
4	100.001	500.001	9.997	0.000	0.001	-0.003	0.001	0.001	-0.001
5	106.019	500.008	9.921	-0.002	0.000	-0.001	0.001	0.001	0.001
6	110.308	500.000	9.929	-0.001	0.000	0.001	0.001	0.001	0.002

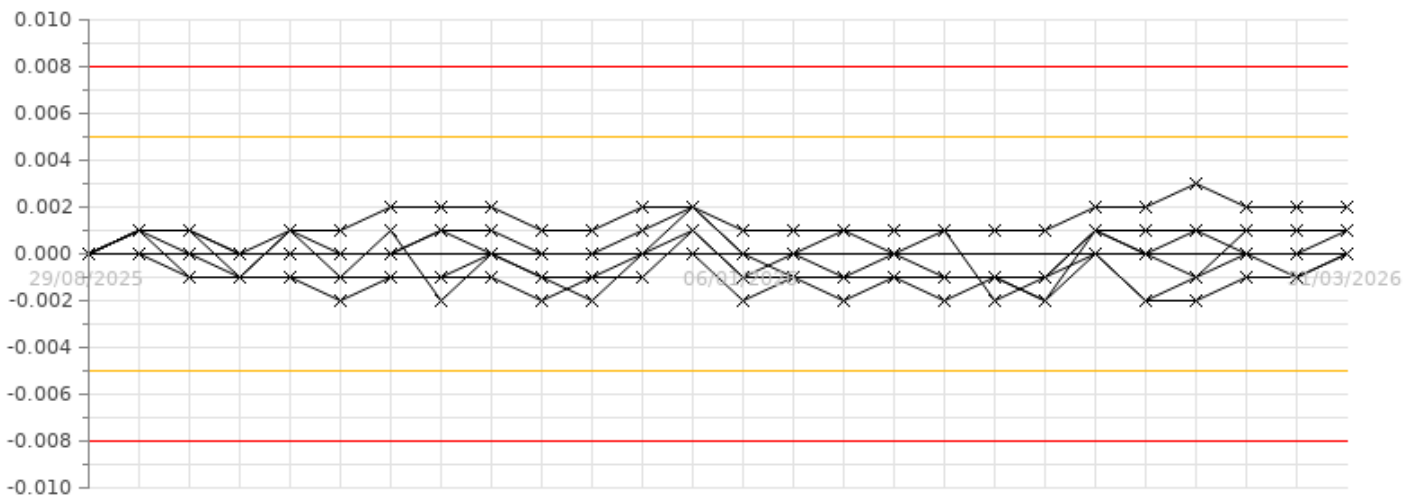
MONITORING

MOVEMENT TIMELINE

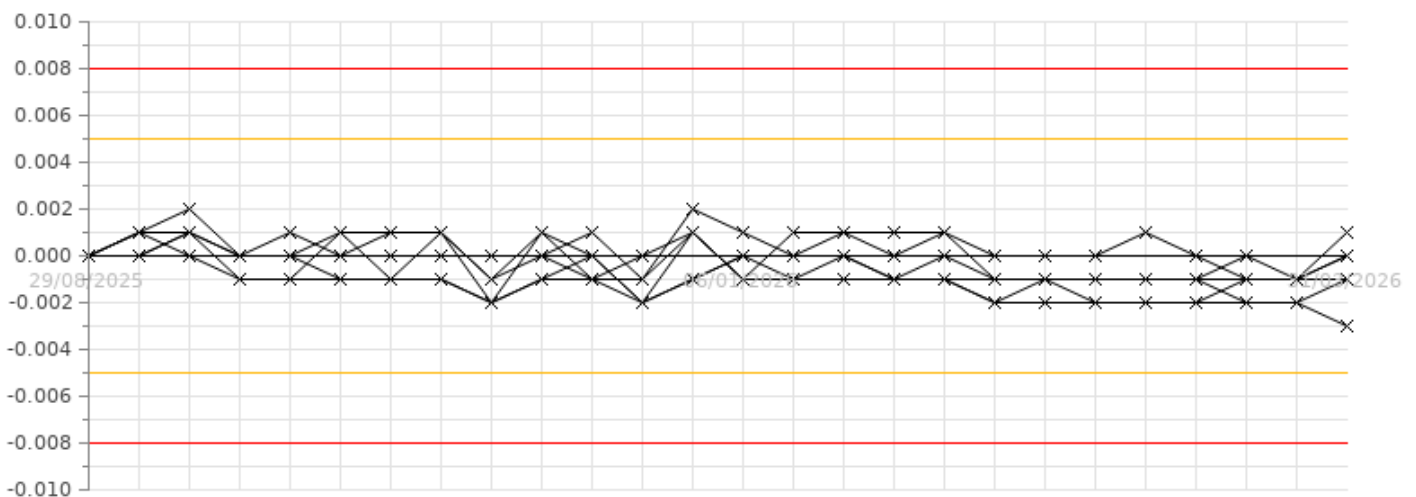
Movement From Base (m) | Easting



Movement From Base (m) | Northing



Movement From Base (m) | Level



1 MONITORING

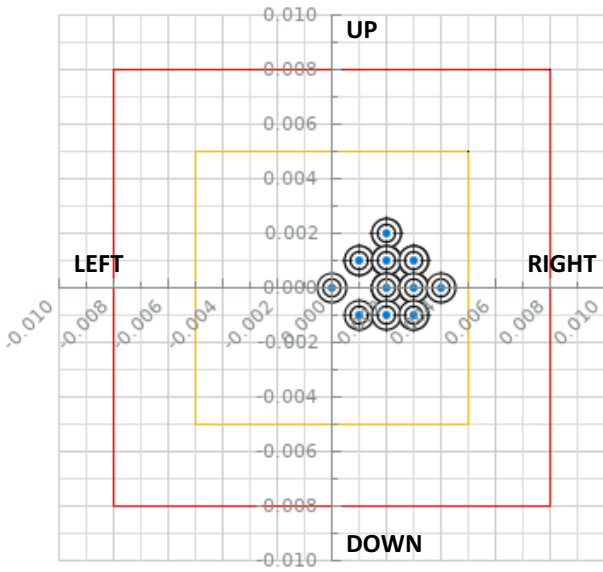
TARGET SUMMARY

1 was last surveyed on 31/03/2026. Movement from base was E:0.004m N:0.002m Z:0.000m. Target is within the permitted trigger limits.

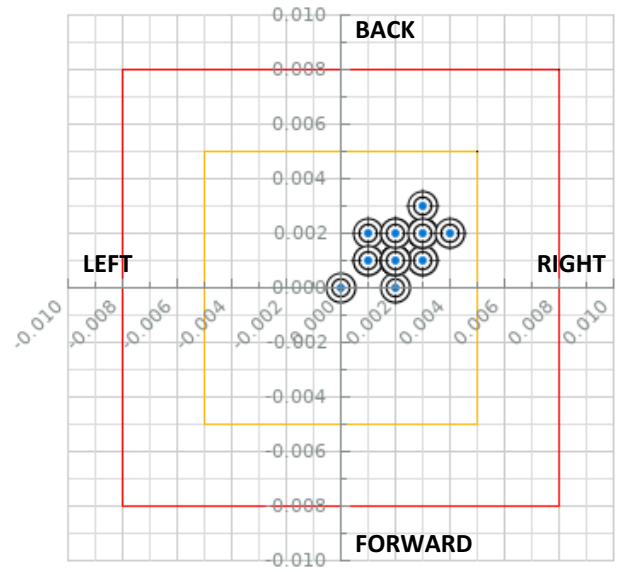
STATUS

NORMAL

ELEVATION VIEW



PLAN VIEW

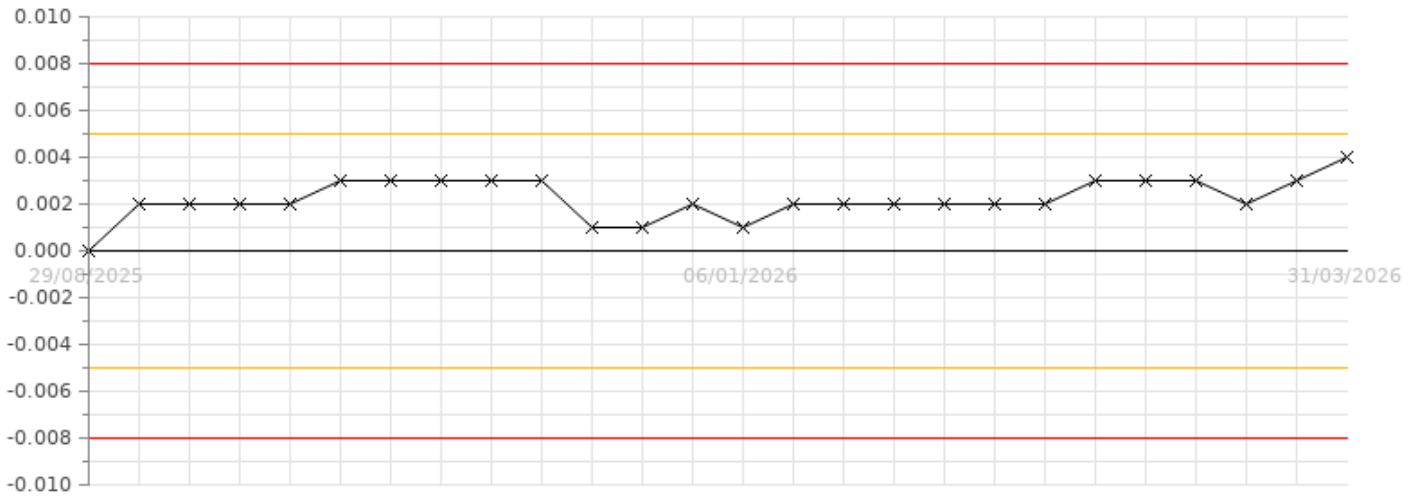


First surveyed on 29/08/2025. Last surveyed on 31/03/2026. Refer to the data tables at the back to view all the target readings, movement from base and movement from previous.

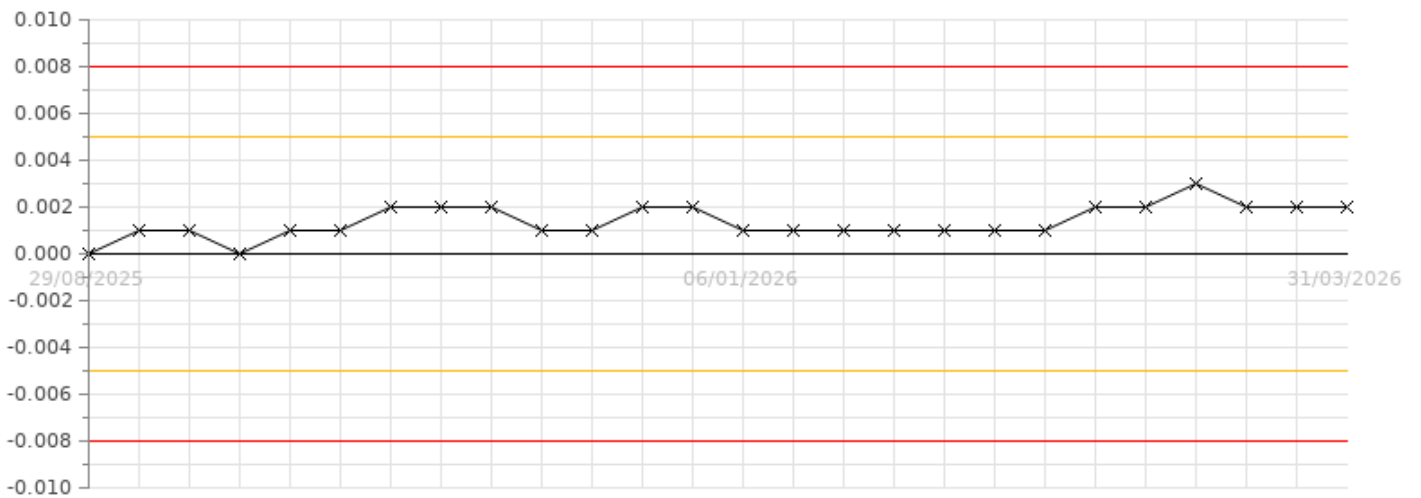
1

MONITORING

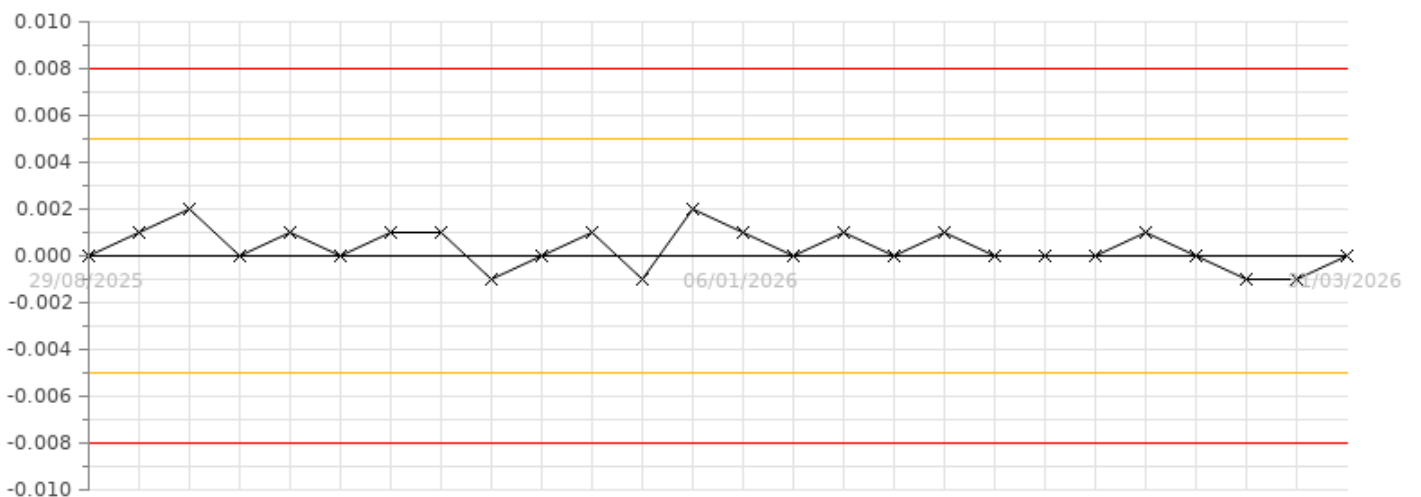
Movement From Base (m) | Easting



Movement From Base (m) | Northing



Movement From Base (m) | Level



2 MONITORING

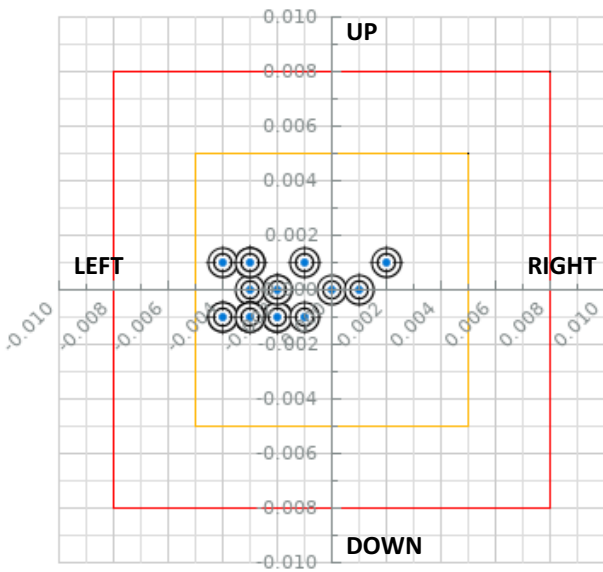
TARGET SUMMARY

2 was last surveyed on 31/03/2026. Movement from base was E:-0.001m N:0.001m Z:-0.001m. Target is within the permitted trigger limits.

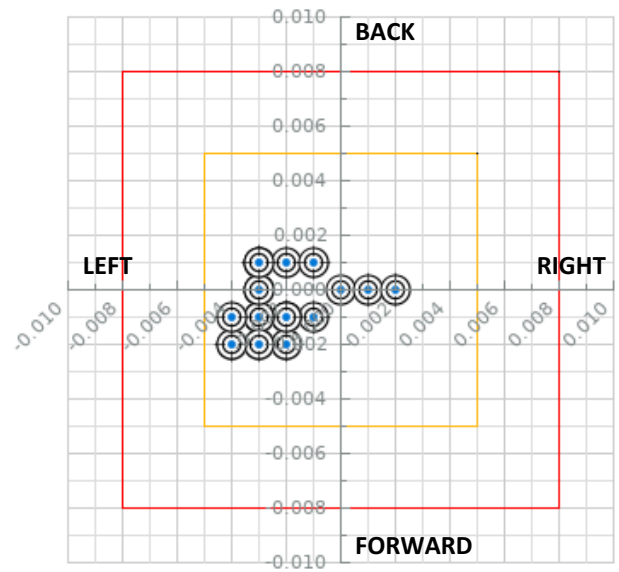
STATUS

NORMAL

ELEVATION VIEW



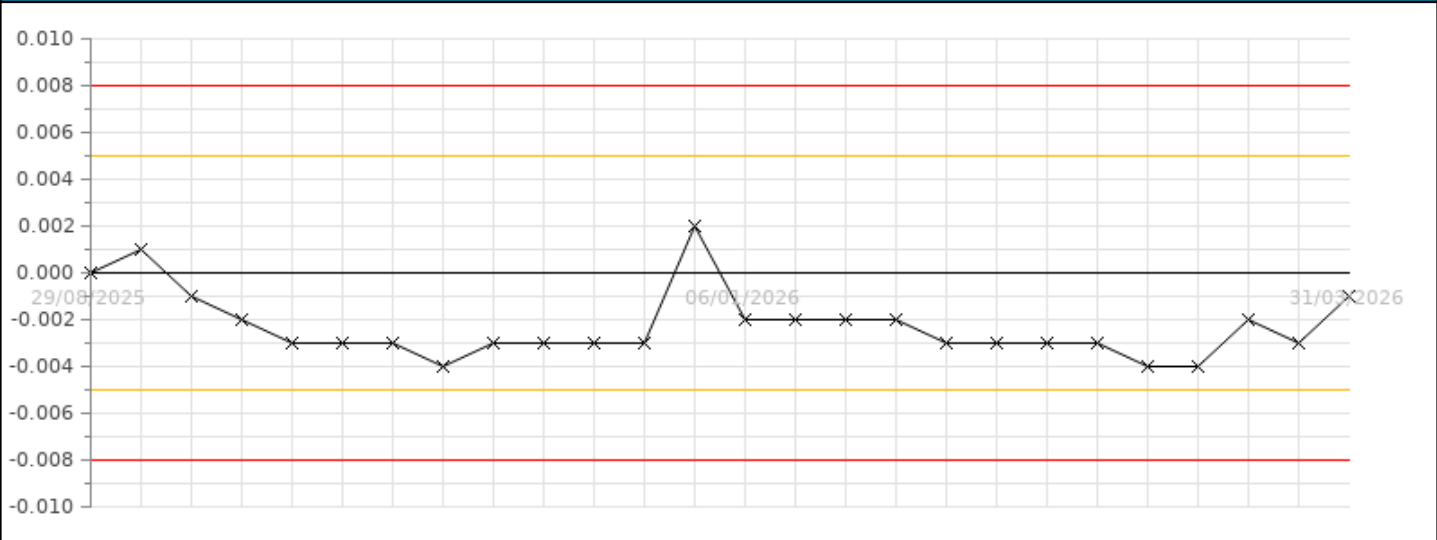
PLAN VIEW



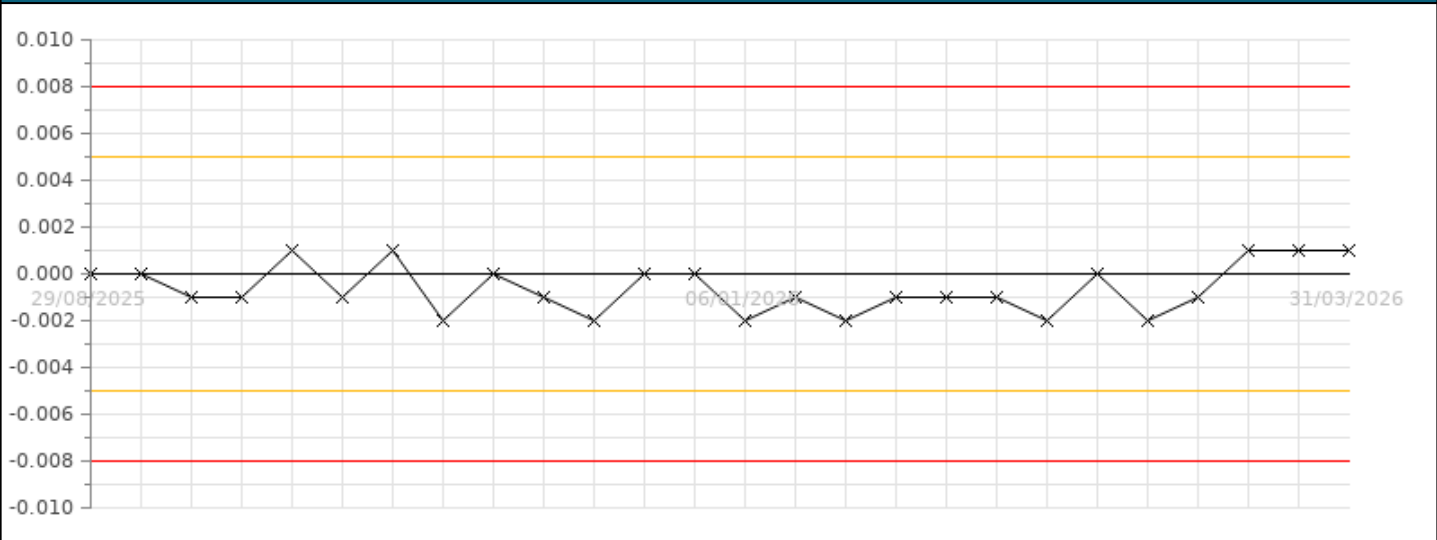
First surveyed on 29/08/2025. Last surveyed on 31/03/2026. Refer to the data tables at the back to view all the target readings, movement from base and movement from previous.

2 MONITORING

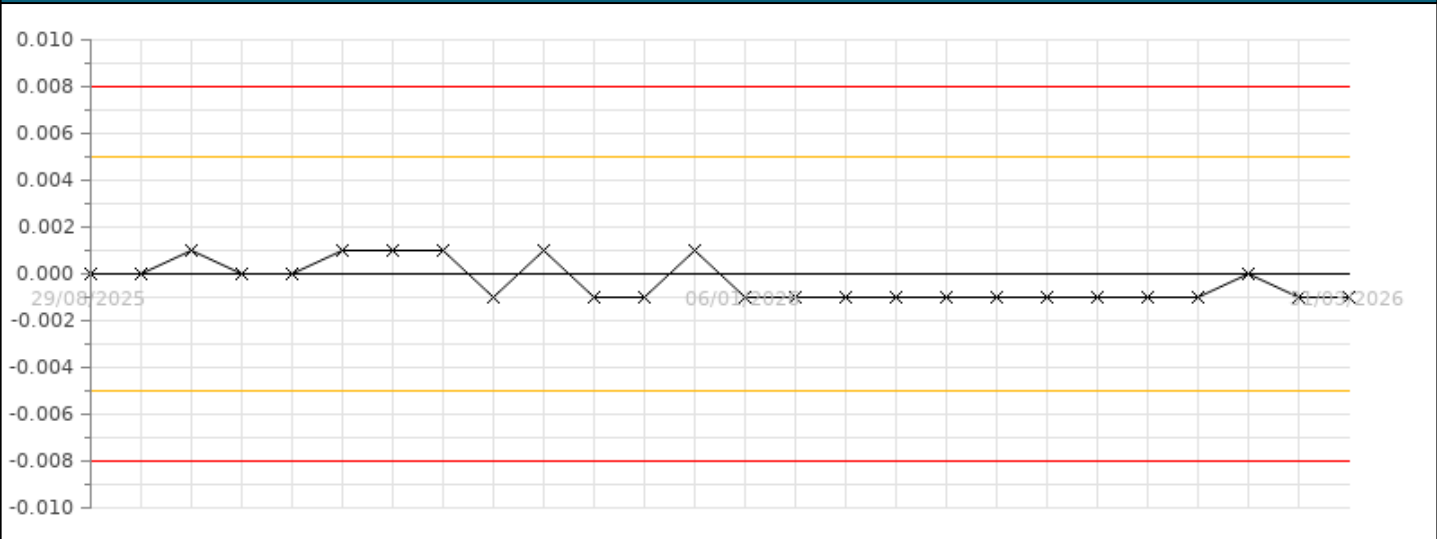
Movement From Base (m) | Easting



Movement From Base (m) | Northing



Movement From Base (m) | Level



3 MONITORING

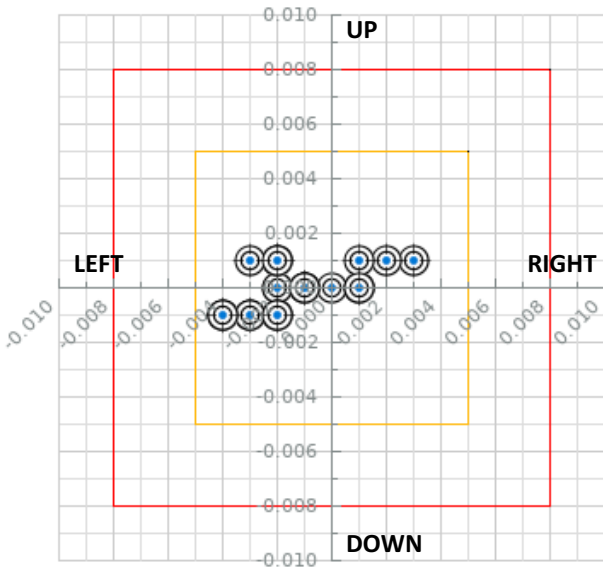
TARGET SUMMARY

3 was last surveyed on 31/03/2026. Movement from base was E:0.001m N:0.001m Z:0.000m. Target is within the permitted trigger limits.

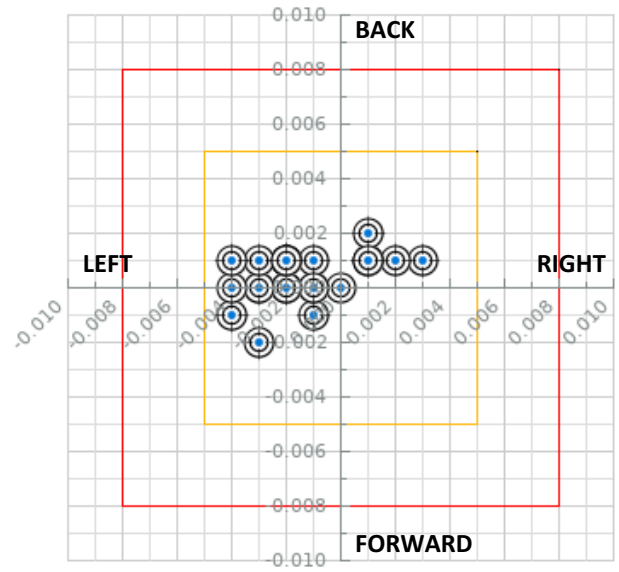
STATUS

NORMAL

ELEVATION VIEW



PLAN VIEW

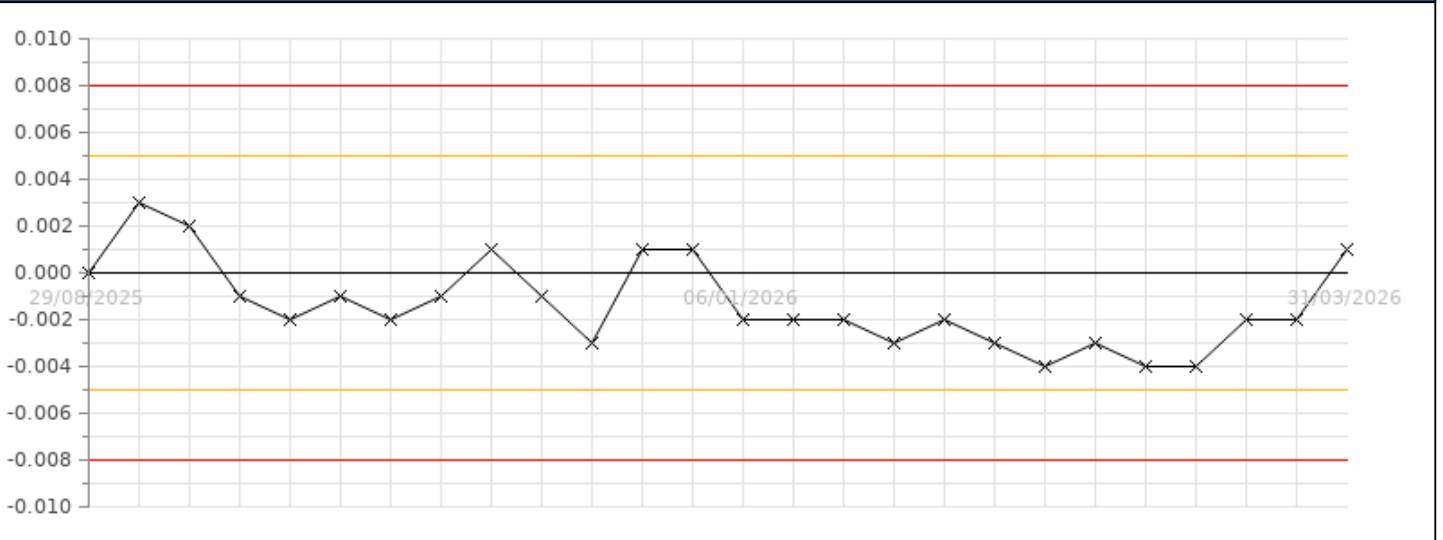


First surveyed on 29/08/2025. Last surveyed on 31/03/2026. Refer to the data tables at the back to view all the target readings, movement from base and movement from previous.

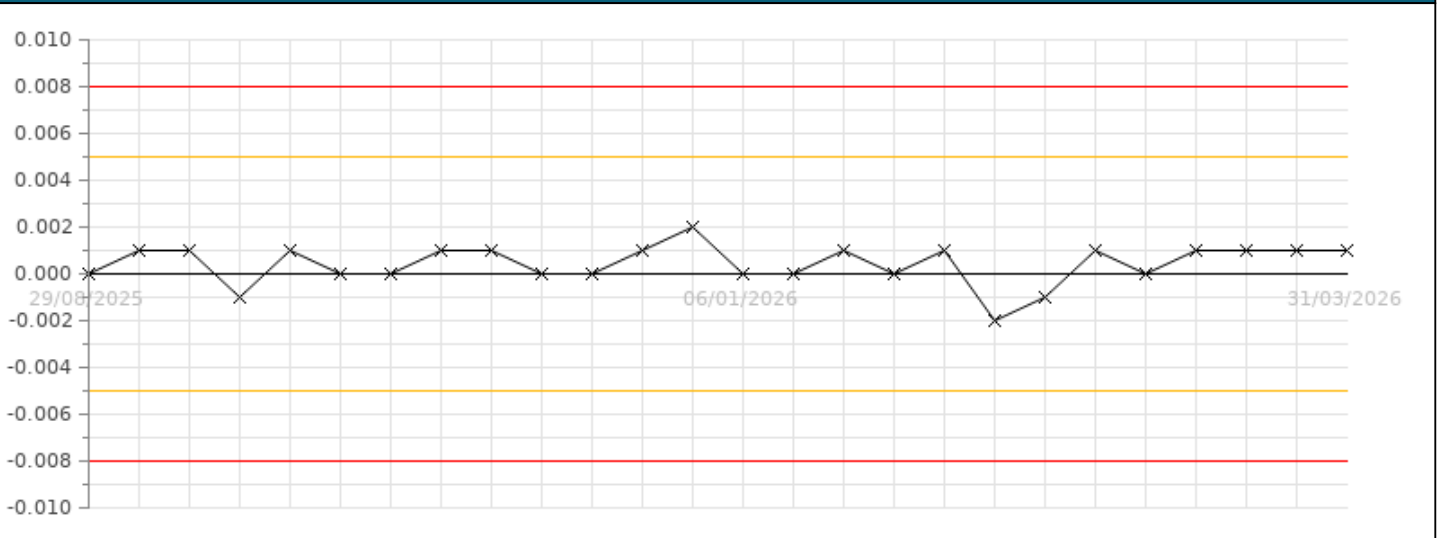
3

MONITORING

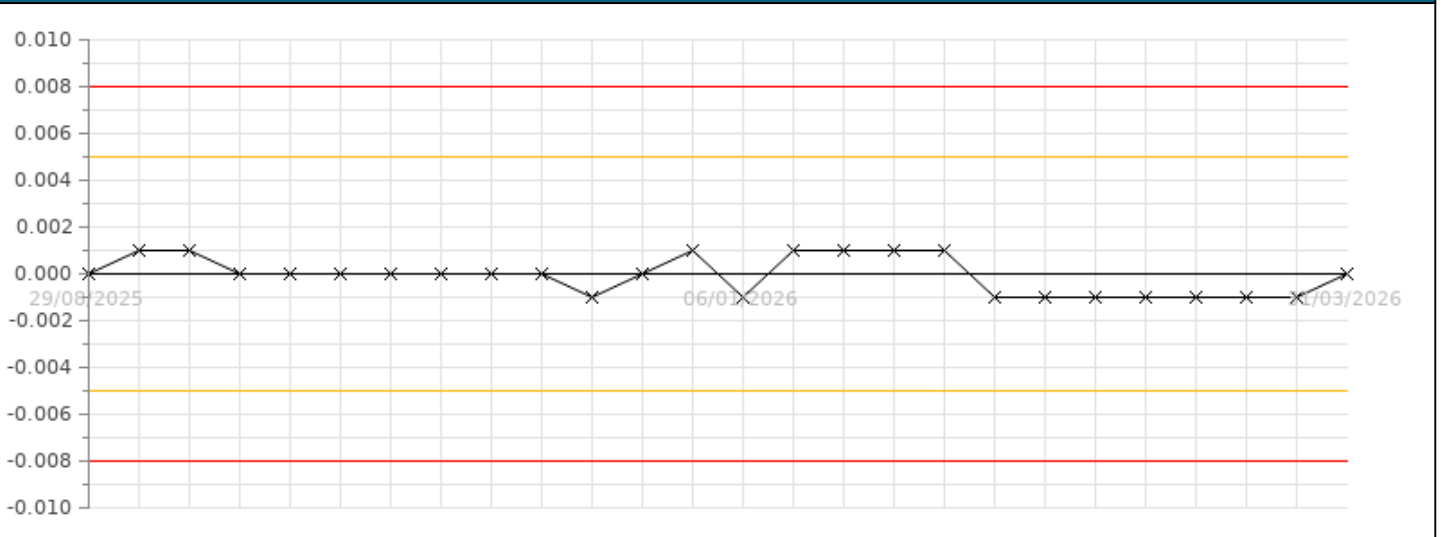
Movement From Base (m) | Easting



Movement From Base (m) | Northing



Movement From Base (m) | Level



4

MONITORING

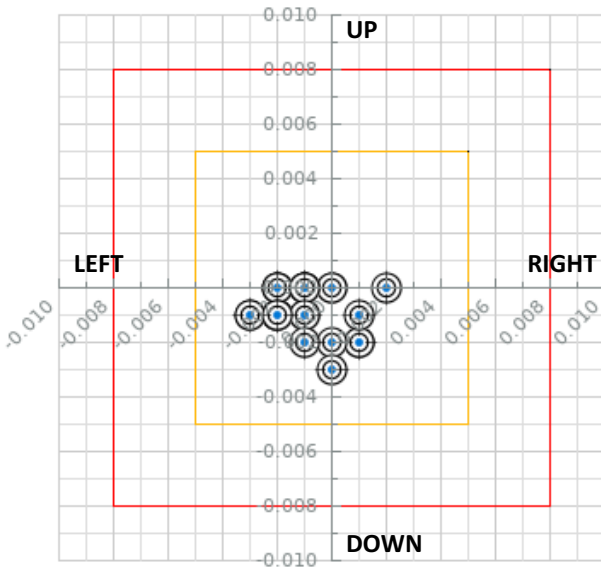
TARGET SUMMARY

4 was last surveyed on 31/03/2026. Movement from base was E:0.000m N:0.001m Z:-0.003m. Target is within the permitted trigger limits.

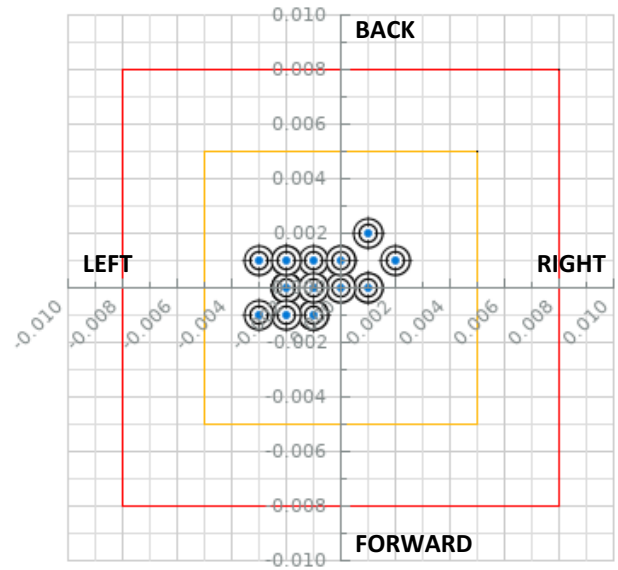
STATUS

NORMAL

ELEVATION VIEW



PLAN VIEW

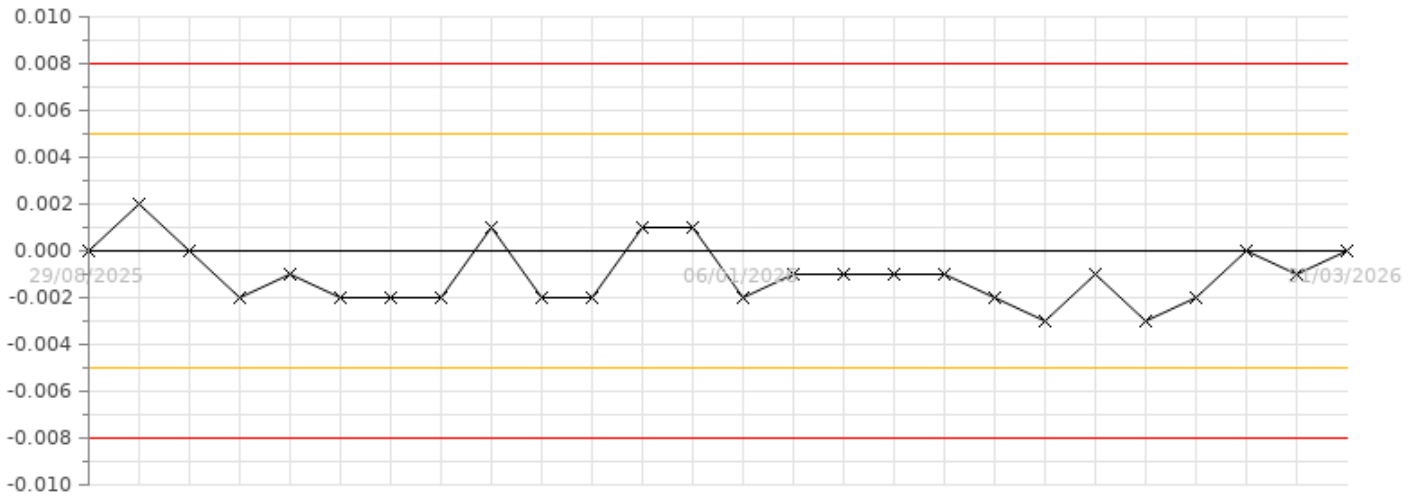


First surveyed on 29/08/2025. Last surveyed on 31/03/2026. Refer to the data tables at the back to view all the target readings, movement from base and movement from previous.

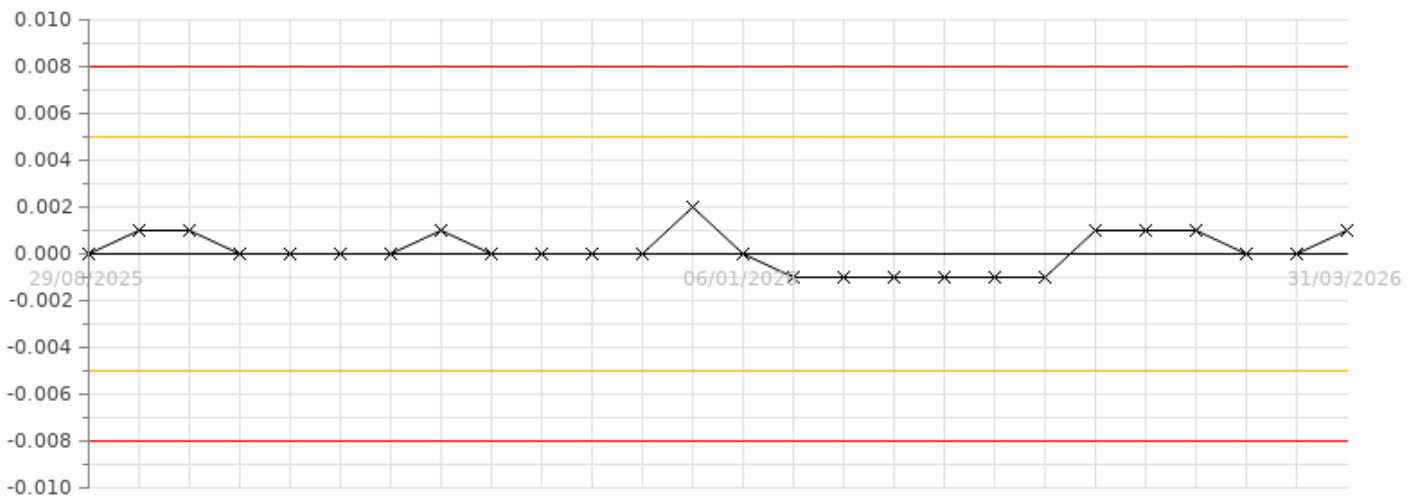
4

MONITORING

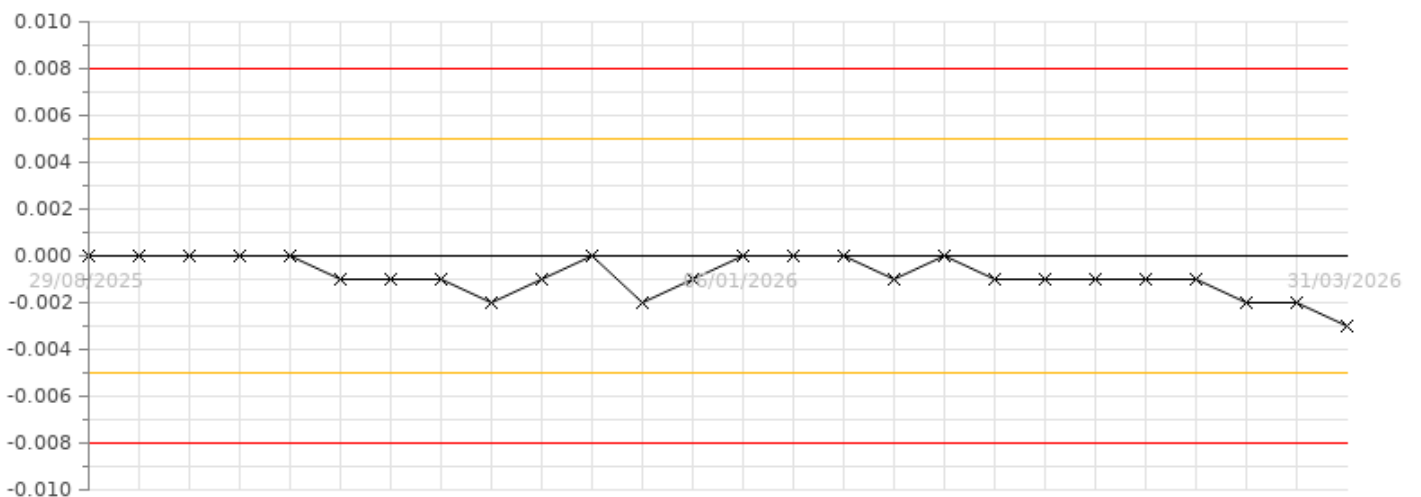
Movement From Base (m) | Easting



Movement From Base (m) | Northing



Movement From Base (m) | Level



5 MONITORING

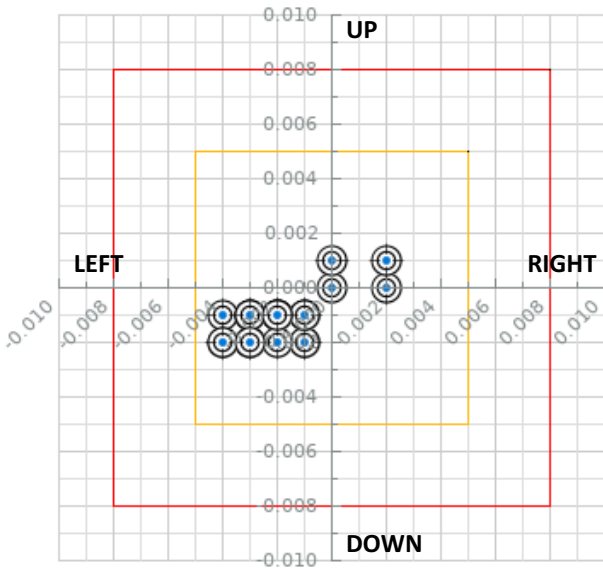
TARGET SUMMARY

5 was last surveyed on 31/03/2026. Movement from base was E:-0.002m N:0.000m Z:-0.001m. Target is within the permitted trigger limits.

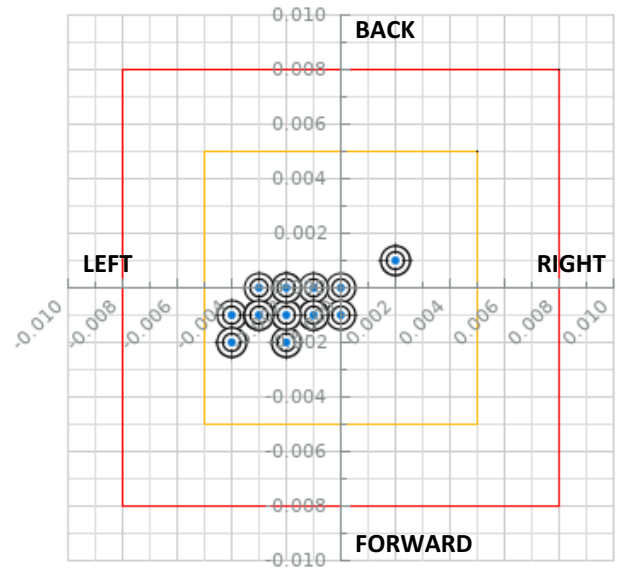
STATUS

NORMAL

ELEVATION VIEW



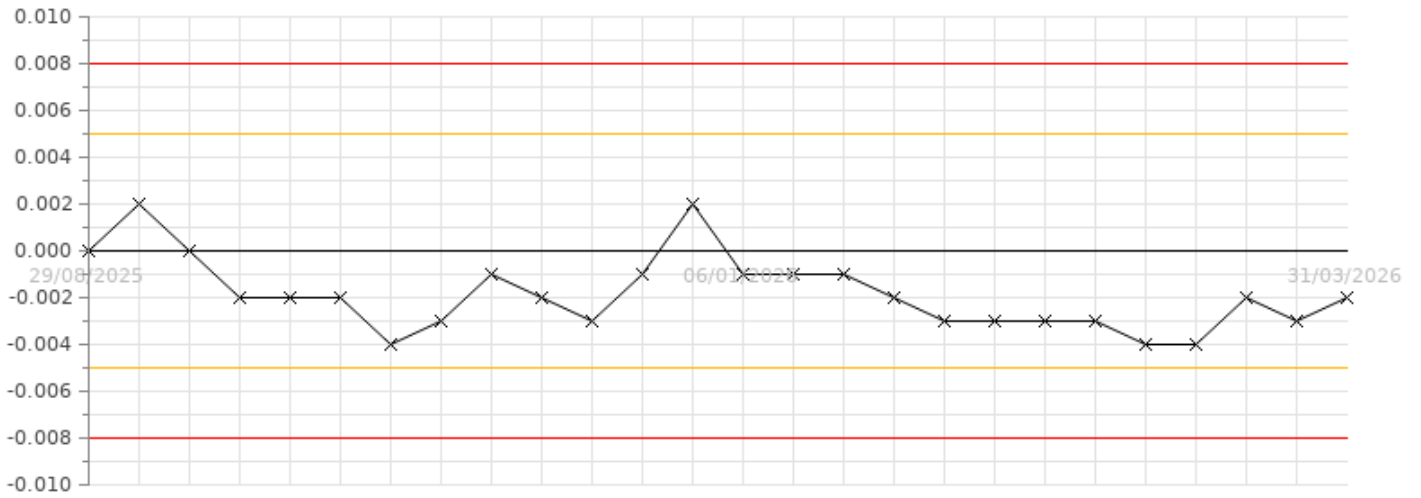
PLAN VIEW



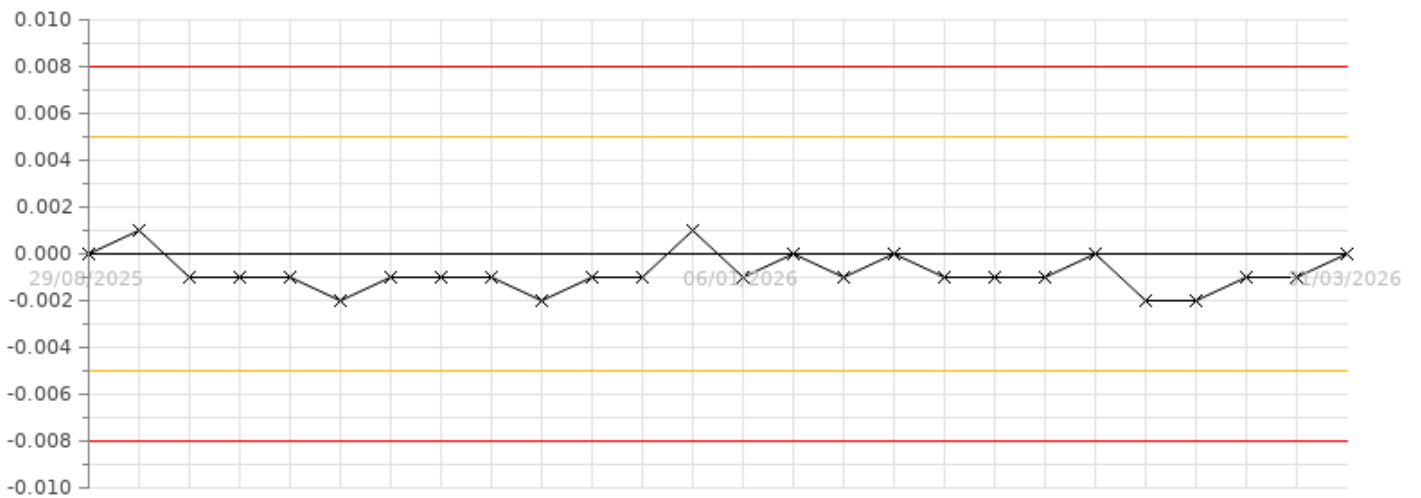
First surveyed on 29/08/2025. Last surveyed on 31/03/2026. Refer to the data tables at the back to view all the target readings, movement from base and movement from previous.

5 MONITORING

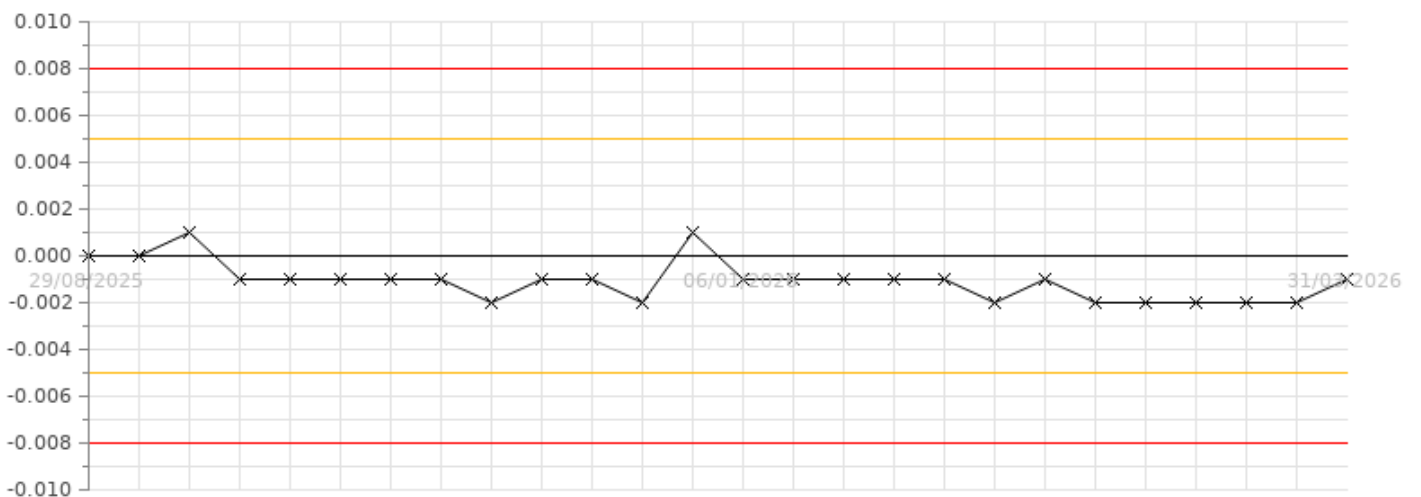
Movement From Base (m) | Easting



Movement From Base (m) | Northing



Movement From Base (m) | Level



6 MONITORING

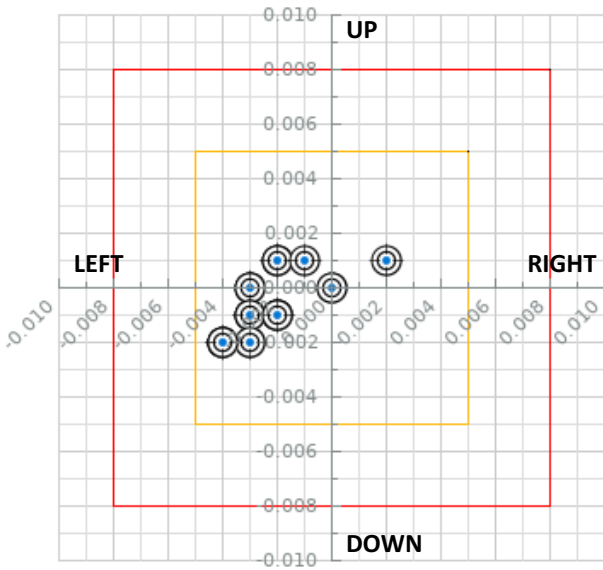
TARGET SUMMARY

6 was last surveyed on 31/03/2026. Movement from base was E:-0.001m N:0.000m Z:0.001m. Target is within the permitted trigger limits.

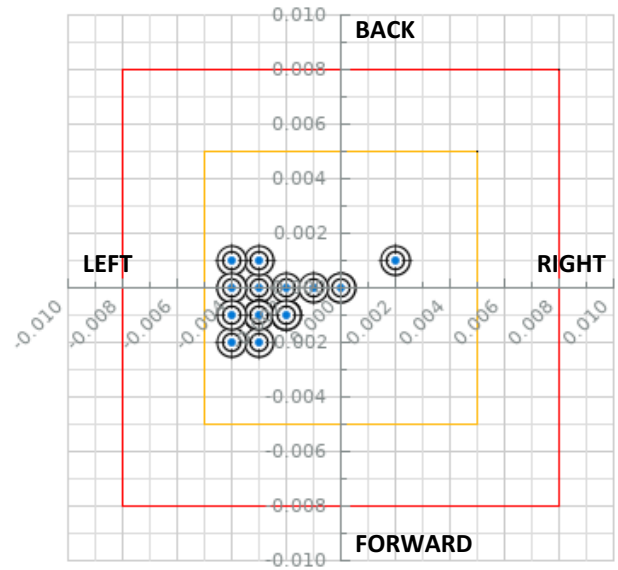
STATUS

NORMAL

ELEVATION VIEW



PLAN VIEW

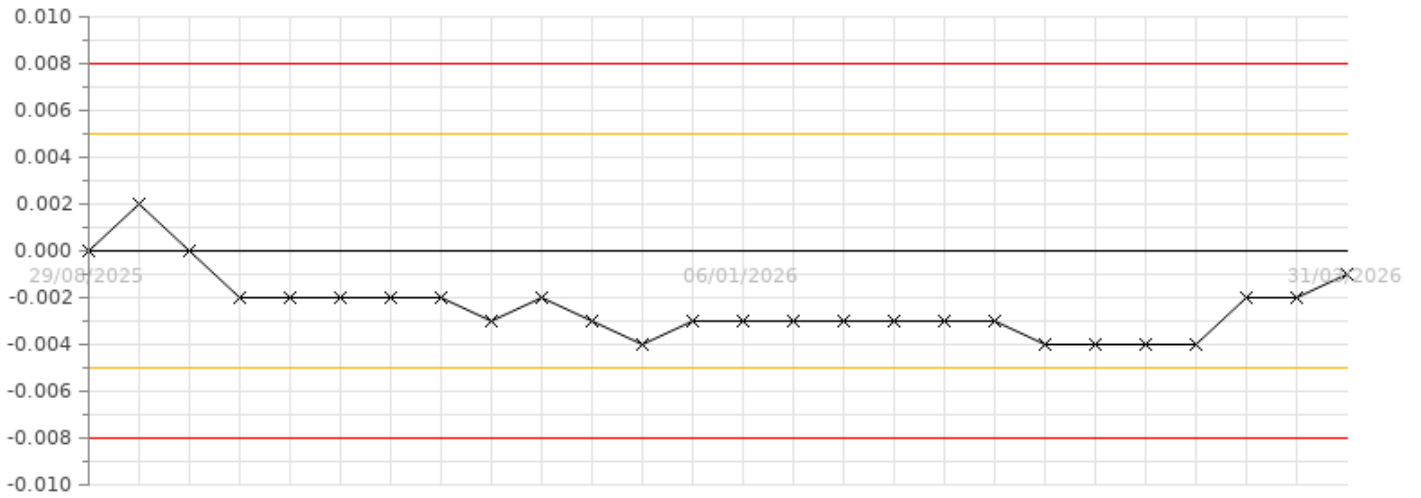


First surveyed on 29/08/2025. Last surveyed on 31/03/2026. Refer to the data tables at the back to view all the target readings, movement from base and movement from previous.

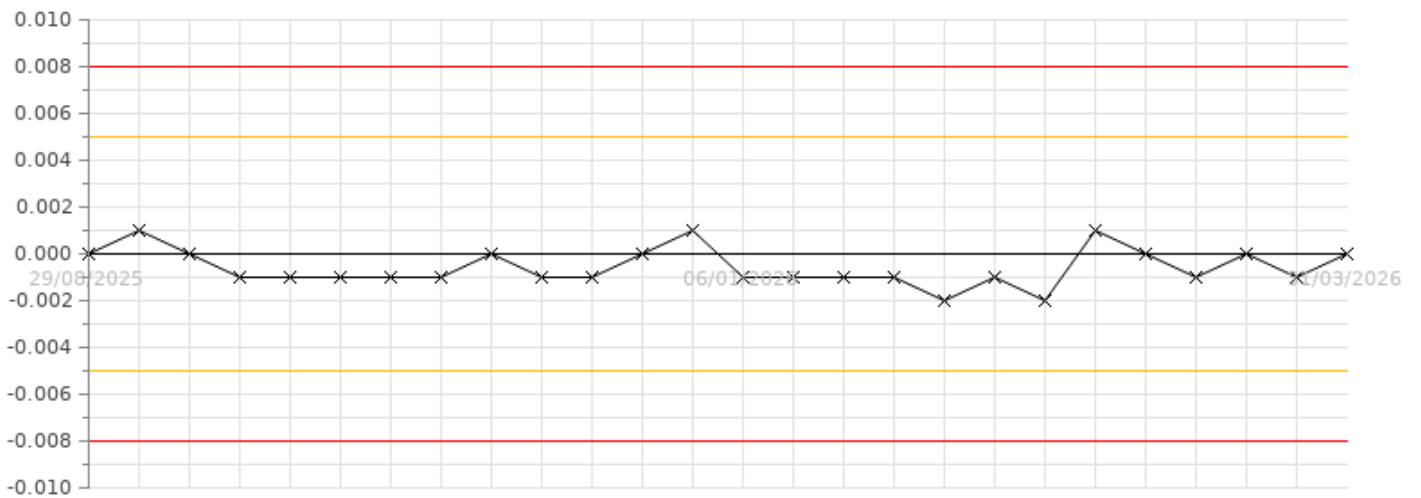
6

MONITORING

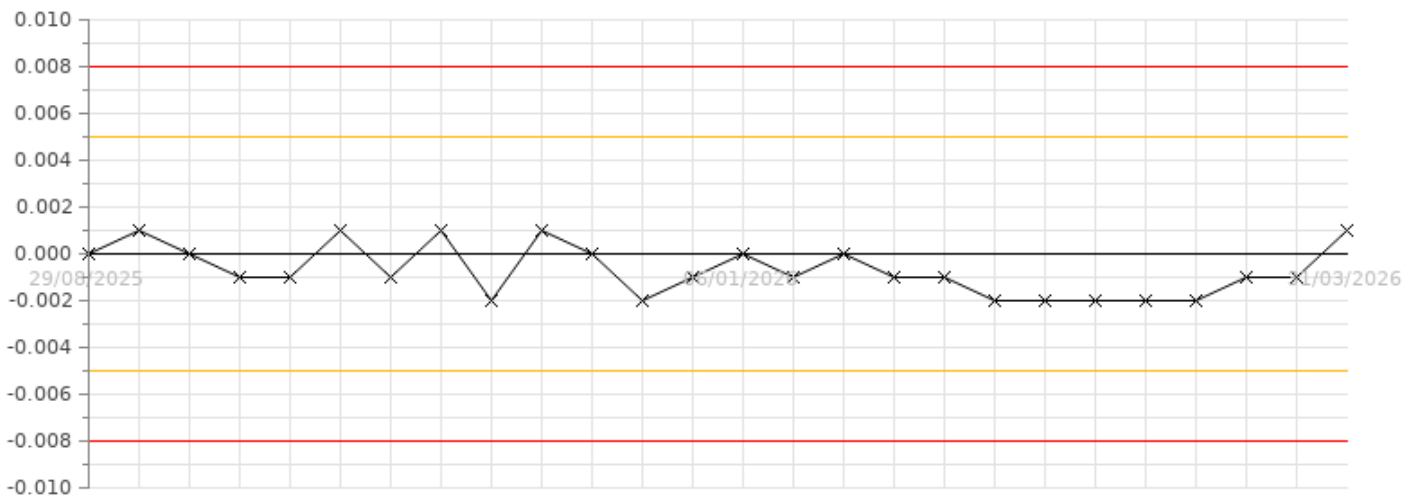
Movement From Base (m) | Easting



Movement From Base (m) | Northing



Movement From Base (m) | Level



MONITORING

FULL DATASET: Movement From Base | Movement from Previous | Readings

Movement From Base (m) Easting						
Survey Date	1	2	3	4	5	6
31/03/2026	0.004	-0.001	0.001	0.000	-0.002	-0.001
24/03/2026	0.003	-0.003	-0.002	-0.001	-0.003	-0.002
17/03/2026	0.002	-0.002	-0.002	0.000	-0.002	-0.002
11/03/2026	0.003	-0.004	-0.004	-0.002	-0.004	-0.004
03/03/2026	0.003	-0.004	-0.004	-0.003	-0.004	-0.004
24/02/2026	0.003	-0.003	-0.003	-0.001	-0.003	-0.004
18/02/2026	0.002	-0.003	-0.004	-0.003	-0.003	-0.004
11/02/2026	0.002	-0.003	-0.003	-0.002	-0.003	-0.003
05/02/2026	0.002	-0.003	-0.002	-0.001	-0.003	-0.003
28/01/2026	0.002	-0.002	-0.003	-0.001	-0.002	-0.003
21/01/2026	0.002	-0.002	-0.002	-0.001	-0.001	-0.003
13/01/2026	0.002	-0.002	-0.002	-0.001	-0.001	-0.003
06/01/2026	0.001	-0.002	-0.002	-0.002	-0.001	-0.003
17/12/2025	0.002	0.002	0.001	0.001	0.002	-0.003
10/12/2025	0.001	-0.003	0.001	0.001	-0.001	-0.004
04/12/2025	0.001	-0.003	-0.003	-0.002	-0.003	-0.003
27/11/2025	0.003	-0.003	-0.001	-0.002	-0.002	-0.002
19/11/2025	0.003	-0.003	0.001	0.001	-0.001	-0.003
12/11/2025	0.003	-0.004	-0.001	-0.002	-0.003	-0.002
05/11/2025	0.003	-0.003	-0.002	-0.002	-0.004	-0.002
29/10/2025	0.003	-0.003	-0.001	-0.002	-0.002	-0.002
22/10/2025	0.002	-0.003	-0.002	-0.001	-0.002	-0.002
15/10/2025	0.002	-0.002	-0.001	-0.002	-0.002	-0.002
10/10/2025	0.002	-0.001	0.002	0.000	0.000	0.000
03/10/2025	0.002	0.001	0.003	0.002	0.002	0.002
29/08/2025	0.000	0.000	0.000	0.000	0.000	0.000
Movement From Base (m) Northing						
Survey Date	1	2	3	4	5	6
31/03/2026	0.002	0.001	0.001	0.001	0.000	0.000
24/03/2026	0.002	0.001	0.001	0.000	-0.001	-0.001
17/03/2026	0.002	0.001	0.001	0.000	-0.001	0.000
11/03/2026	0.003	-0.001	0.001	0.001	-0.002	-0.001
03/03/2026	0.002	-0.002	0.000	0.001	-0.002	0.000
24/02/2026	0.002	0.000	0.001	0.001	0.000	0.001
18/02/2026	0.001	-0.002	-0.001	-0.001	-0.001	-0.002
11/02/2026	0.001	-0.001	-0.002	-0.001	-0.001	-0.001
05/02/2026	0.001	-0.001	0.001	-0.001	-0.001	-0.002
28/01/2026	0.001	-0.001	0.000	-0.001	0.000	-0.001
21/01/2026	0.001	-0.002	0.001	-0.001	-0.001	-0.001
13/01/2026	0.001	-0.001	0.000	-0.001	0.000	-0.001
06/01/2026	0.001	-0.002	0.000	0.000	-0.001	-0.001
17/12/2025	0.002	0.000	0.002	0.002	0.001	0.001
10/12/2025	0.002	0.000	0.001	0.000	-0.001	0.000
04/12/2025	0.001	-0.002	0.000	0.000	-0.001	-0.001
27/11/2025	0.001	-0.001	0.000	0.000	-0.002	-0.001
19/11/2025	0.002	0.000	0.001	0.000	-0.001	0.000
12/11/2025	0.002	-0.002	0.001	0.001	-0.001	-0.001
05/11/2025	0.002	0.001	0.000	0.000	-0.001	-0.001
29/10/2025	0.001	-0.001	0.000	0.000	-0.002	-0.001
22/10/2025	0.001	0.001	0.001	0.000	-0.001	-0.001
15/10/2025	0.000	-0.001	-0.001	0.000	-0.001	-0.001
10/10/2025	0.001	-0.001	0.001	0.001	-0.001	0.000
03/10/2025	0.001	0.000	0.001	0.001	0.001	0.001
29/08/2025	0.000	0.000	0.000	0.000	0.000	0.000
Movement From Base (m) Level						
Survey Date	1	2	3	4	5	6
31/03/2026	0.000	-0.001	0.000	-0.003	-0.001	0.001
24/03/2026	-0.001	-0.001	-0.001	-0.002	-0.002	-0.001
17/03/2026	-0.001	0.000	-0.001	-0.002	-0.002	-0.001
11/03/2026	0.000	-0.001	-0.001	-0.001	-0.002	-0.002
03/03/2026	0.001	-0.001	-0.001	-0.001	-0.002	-0.002
24/02/2026	0.000	-0.001	-0.001	-0.001	-0.002	-0.002
18/02/2026	0.000	-0.001	-0.001	-0.001	-0.001	-0.002
11/02/2026	0.000	-0.001	-0.001	-0.001	-0.002	-0.002
05/02/2026	0.001	-0.001	0.001	0.000	-0.001	-0.001
28/01/2026	0.000	-0.001	0.001	-0.001	-0.001	-0.001
21/01/2026	0.001	-0.001	0.001	0.000	-0.001	0.000
13/01/2026	0.000	-0.001	0.001	0.000	-0.001	-0.001
06/01/2026	0.001	-0.001	-0.001	0.000	-0.001	0.000
17/12/2025	0.002	0.001	0.001	-0.001	0.001	-0.001

10/12/2025	-0.001	-0.001	0.000	-0.002	-0.002	-0.002
04/12/2025	0.001	-0.001	-0.001	0.000	-0.001	0.000
27/11/2025	0.000	0.001	0.000	-0.001	-0.001	0.001
19/11/2025	-0.001	-0.001	0.000	-0.002	-0.002	-0.002
12/11/2025	0.001	0.001	0.000	-0.001	-0.001	0.001
05/11/2025	0.001	0.001	0.000	-0.001	-0.001	-0.001
29/10/2025	0.000	0.001	0.000	-0.001	-0.001	0.001
22/10/2025	0.001	0.000	0.000	0.000	-0.001	-0.001
15/10/2025	0.000	0.000	0.000	0.000	-0.001	-0.001
10/10/2025	0.002	0.001	0.001	0.000	0.001	0.000
03/10/2025	0.001	0.000	0.001	0.000	0.000	0.001
29/08/2025	0.000	0.000	0.000	0.000	0.000	0.000

Movement From Previous (m) | Easting

Survey Date	1	2	3	4	5	6
31/03/2026	0.001	0.002	0.003	0.001	0.001	0.001
24/03/2026	0.001	-0.001	0.000	-0.001	-0.001	0.000
17/03/2026	-0.001	0.002	0.002	0.002	0.002	0.002
11/03/2026	0.000	0.000	0.000	0.001	0.000	0.000
03/03/2026	0.000	-0.001	-0.001	-0.002	-0.001	0.000
24/02/2026	0.001	0.000	0.001	0.002	0.000	0.000
18/02/2026	0.000	0.000	-0.001	-0.001	0.000	-0.001
11/02/2026	0.000	0.000	-0.001	-0.001	0.000	0.000
05/02/2026	0.000	-0.001	0.001	0.000	-0.001	0.000
28/01/2026	0.000	0.000	-0.001	0.000	-0.001	0.000
21/01/2026	0.000	0.000	0.000	0.000	0.000	0.000
13/01/2026	0.001	0.000	0.000	0.001	0.000	0.000
06/01/2026	-0.001	-0.004	-0.003	-0.003	-0.003	0.000
17/12/2025	0.001	0.005	0.000	0.000	0.003	0.001
10/12/2025	0.000	0.000	0.004	0.003	0.002	-0.001
04/12/2025	-0.002	0.000	-0.002	0.000	-0.001	-0.001
27/11/2025	0.000	0.000	-0.002	-0.003	-0.001	0.001
19/11/2025	0.000	0.001	0.002	0.003	0.002	-0.001
12/11/2025	0.000	-0.001	0.001	0.000	0.001	0.000
05/11/2025	0.000	0.000	-0.001	0.000	-0.002	0.000
29/10/2025	0.001	0.000	0.001	-0.001	0.000	0.000
22/10/2025	0.000	-0.001	-0.001	0.001	0.000	0.000
15/10/2025	0.000	-0.001	-0.003	-0.002	-0.002	-0.002
10/10/2025	0.000	-0.002	-0.001	-0.002	-0.002	-0.002
03/10/2025	0.002	0.001	0.003	0.002	0.002	0.002
29/08/2025						

Movement From Previous (m) | Northing

Survey Date	1	2	3	4	5	6
31/03/2026	0.000	0.000	0.000	0.001	0.001	0.001
24/03/2026	0.000	0.000	0.000	0.000	0.000	-0.001
17/03/2026	-0.001	0.002	0.000	-0.001	0.001	0.001
11/03/2026	0.001	0.001	0.001	0.000	0.000	-0.001
03/03/2026	0.000	-0.002	-0.001	0.000	-0.002	-0.001
24/02/2026	0.001	0.002	0.002	0.002	0.001	0.003
18/02/2026	0.000	-0.001	0.001	0.000	0.000	-0.001
11/02/2026	0.000	0.000	-0.003	0.000	0.000	0.001
05/02/2026	0.000	0.000	0.001	0.000	-0.001	-0.001
28/01/2026	0.000	0.001	-0.001	0.000	0.001	0.000
21/01/2026	0.000	-0.001	0.001	0.000	-0.001	0.000
13/01/2026	0.000	0.001	0.000	-0.001	0.001	0.000
06/01/2026	-0.001	-0.002	-0.002	-0.002	-0.002	-0.002
17/12/2025	0.000	0.000	0.001	0.002	0.002	0.001
10/12/2025	0.001	0.002	0.001	0.000	0.000	0.001
04/12/2025	0.000	-0.001	0.000	0.000	0.001	0.000
27/11/2025	-0.001	-0.001	-0.001	0.000	-0.001	-0.001
19/11/2025	0.000	0.002	0.000	-0.001	0.000	0.001
12/11/2025	0.000	-0.003	0.001	0.001	0.000	0.000
05/11/2025	0.001	0.002	0.000	0.000	0.001	0.000
29/10/2025	0.000	-0.002	-0.001	0.000	-0.001	0.000
22/10/2025	0.001	0.002	0.002	0.000	0.000	0.000
15/10/2025	-0.001	0.000	-0.002	-0.001	0.000	-0.001
10/10/2025	0.000	-0.001	0.000	0.000	-0.002	-0.001
03/10/2025	0.001	0.000	0.001	0.001	0.001	0.001
29/08/2025						

Movement From Previous (m) | Level

Survey Date	1	2	3	4	5	6
31/03/2026	0.001	0.000	0.001	-0.001	0.001	0.002
24/03/2026	0.000	-0.001	0.000	0.000	0.000	0.000
17/03/2026	-0.001	0.001	0.000	-0.001	0.000	0.001
11/03/2026	-0.001	0.000	0.000	0.000	0.000	0.000
03/03/2026	0.001	0.000	0.000	0.000	0.000	0.000
24/02/2026	0.000	0.000	0.000	0.000	-0.001	0.000
18/02/2026	0.000	0.000	0.000	0.000	0.001	0.000
11/02/2026	-0.001	0.000	-0.002	-0.001	-0.001	-0.001
05/02/2026	0.001	0.000	0.000	0.001	0.000	0.000

28/01/2026	-0.001	0.000	0.000	-0.001	0.000	-0.001
21/01/2026	0.001	0.000	0.000	0.000	0.000	0.001
13/01/2026	-0.001	0.000	0.002	0.000	0.000	-0.001
06/01/2026	-0.001	-0.002	-0.002	0.001	-0.002	0.001
17/12/2025	0.003	0.002	0.001	0.001	0.003	0.001
10/12/2025	-0.002	0.000	0.001	-0.002	-0.001	-0.002
04/12/2025	0.001	-0.002	-0.001	0.001	0.000	-0.001
27/11/2025	0.001	0.002	0.000	0.001	0.001	0.003
19/11/2025	-0.002	-0.002	0.000	-0.001	-0.001	-0.003
12/11/2025	0.000	0.000	0.000	0.000	0.000	0.002
05/11/2025	0.001	0.000	0.000	0.000	0.000	-0.002
29/10/2025	-0.001	0.001	0.000	-0.001	0.000	0.002
22/10/2025	0.001	0.000	0.000	0.000	0.000	0.000
15/10/2025	-0.002	-0.001	-0.001	0.000	-0.002	-0.001
10/10/2025	0.001	0.001	0.000	0.000	0.001	-0.001
03/10/2025	0.001	0.000	0.001	0.000	0.000	0.001
29/08/2025						

Readings | Easting

Survey Date	1	2	3	4	5	6
31/03/2026	100.046	105.972	110.338	100.001	106.019	110.308
24/03/2026	100.045	105.970	110.335	100.000	106.018	110.307
17/03/2026	100.044	105.971	110.335	100.001	106.019	110.307
11/03/2026	100.045	105.969	110.333	99.999	106.017	110.305
03/03/2026	100.045	105.969	110.333	99.998	106.017	110.305
24/02/2026	100.045	105.970	110.334	100.000	106.018	110.305
18/02/2026	100.044	105.970	110.333	99.998	106.018	110.305
11/02/2026	100.044	105.970	110.334	99.999	106.018	110.306
05/02/2026	100.044	105.970	110.335	100.000	106.018	110.306
28/01/2026	100.044	105.971	110.334	100.000	106.019	110.306
21/01/2026	100.044	105.971	110.335	100.000	106.020	110.306
13/01/2026	100.044	105.971	110.335	100.000	106.020	110.306
06/01/2026	100.043	105.971	110.335	99.999	106.020	110.306
17/12/2025	100.044	105.975	110.338	100.002	106.023	110.306
10/12/2025	100.043	105.970	110.338	100.002	106.020	110.305
04/12/2025	100.043	105.970	110.334	99.999	106.018	110.306
27/11/2025	100.045	105.970	110.336	99.999	106.019	110.307
19/11/2025	100.045	105.970	110.338	100.002	106.020	110.306
12/11/2025	100.045	105.969	110.336	99.999	106.018	110.307
05/11/2025	100.045	105.970	110.335	99.999	106.017	110.307
29/10/2025	100.045	105.970	110.336	99.999	106.019	110.307
22/10/2025	100.044	105.970	110.335	100.000	106.019	110.307
15/10/2025	100.044	105.971	110.336	99.999	106.019	110.307
10/10/2025	100.044	105.972	110.339	100.001	106.021	110.309
03/10/2025	100.044	105.974	110.340	100.003	106.023	110.311
29/08/2025	100.042	105.973	110.337	100.001	106.021	110.309

Readings | Northing

Survey Date	1	2	3	4	5	6
31/03/2026	500.010	500.008	499.993	500.001	500.008	500.000
24/03/2026	500.010	500.008	499.993	500.000	500.007	499.999
17/03/2026	500.010	500.008	499.993	500.000	500.007	500.000
11/03/2026	500.011	500.006	499.993	500.001	500.006	499.999
03/03/2026	500.010	500.005	499.992	500.001	500.006	500.000
24/02/2026	500.010	500.007	499.993	500.001	500.008	500.001
18/02/2026	500.009	500.005	499.991	499.999	500.007	499.998
11/02/2026	500.009	500.006	499.990	499.999	500.007	499.999
05/02/2026	500.009	500.006	499.993	499.999	500.007	499.998
28/01/2026	500.009	500.006	499.992	499.999	500.008	499.999
21/01/2026	500.009	500.005	499.993	499.999	500.007	499.999
13/01/2026	500.009	500.006	499.992	499.999	500.008	499.999
06/01/2026	500.009	500.005	499.992	500.000	500.007	499.999
17/12/2025	500.010	500.007	499.994	500.002	500.009	500.001
10/12/2025	500.010	500.007	499.993	500.000	500.007	500.000
04/12/2025	500.009	500.005	499.992	500.000	500.007	499.999
27/11/2025	500.009	500.006	499.992	500.000	500.006	499.999
19/11/2025	500.010	500.007	499.993	500.000	500.007	500.000
12/11/2025	500.010	500.005	499.993	500.001	500.007	499.999
05/11/2025	500.010	500.008	499.992	500.000	500.007	499.999
29/10/2025	500.009	500.006	499.992	500.000	500.006	499.999
22/10/2025	500.009	500.008	499.993	500.000	500.007	499.999
15/10/2025	500.008	500.006	499.991	500.000	500.007	499.999
10/10/2025	500.009	500.006	499.993	500.001	500.007	500.000
03/10/2025	500.009	500.007	499.993	500.001	500.009	500.001
29/08/2025	500.008	500.007	499.992	500.000	500.008	500.000

Readings | Level

Survey Date	1	2	3	4	5	6
31/03/2026	12.403	12.359	12.268	9.997	9.921	9.929
24/03/2026	12.402	12.359	12.267	9.998	9.920	9.927
17/03/2026	12.402	12.360	12.267	9.998	9.920	9.927
11/03/2026	12.403	12.359	12.267	9.999	9.920	9.926

03/03/2026	12.404	12.359	12.267	9.999	9.920	9.926
24/02/2026	12.403	12.359	12.267	9.999	9.920	9.926
18/02/2026	12.403	12.359	12.267	9.999	9.921	9.926
11/02/2026	12.403	12.359	12.267	9.999	9.920	9.926
05/02/2026	12.404	12.359	12.269	10.000	9.921	9.927
28/01/2026	12.403	12.359	12.269	9.999	9.921	9.927
21/01/2026	12.404	12.359	12.269	10.000	9.921	9.928
13/01/2026	12.403	12.359	12.269	10.000	9.921	9.927
06/01/2026	12.404	12.359	12.267	10.000	9.921	9.928
17/12/2025	12.405	12.361	12.269	9.999	9.923	9.927
10/12/2025	12.402	12.359	12.268	9.998	9.920	9.926
04/12/2025	12.404	12.359	12.267	10.000	9.921	9.928
27/11/2025	12.403	12.361	12.268	9.999	9.921	9.929
19/11/2025	12.402	12.359	12.268	9.998	9.920	9.926
12/11/2025	12.404	12.361	12.268	9.999	9.921	9.929
05/11/2025	12.404	12.361	12.268	9.999	9.921	9.927
29/10/2025	12.403	12.361	12.268	9.999	9.921	9.929
22/10/2025	12.404	12.360	12.268	10.000	9.921	9.927
15/10/2025	12.403	12.360	12.268	10.000	9.921	9.927
10/10/2025	12.405	12.361	12.269	10.000	9.923	9.928
03/10/2025	12.404	12.360	12.269	10.000	9.922	9.929
29/08/2025	12.403	12.360	12.268	10.000	9.922	9.928